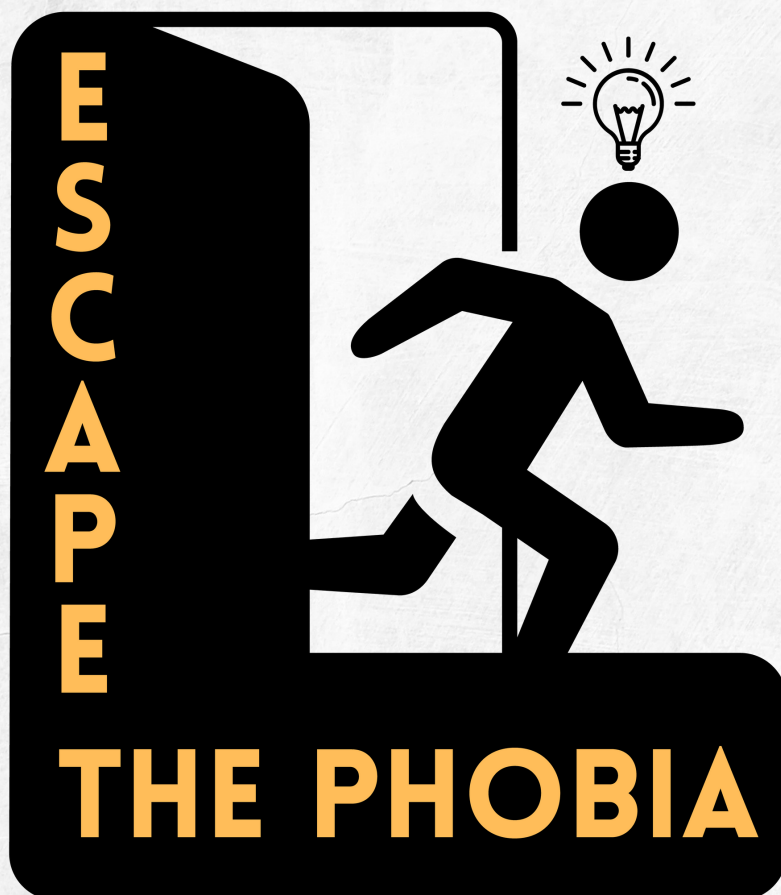


"HOW IS CATALINA?"

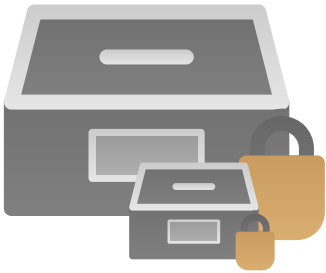


M·A·N·U·A·L·


2022

12 things needed for the room

In the Homophobia Room you need to have the following things:



1. One bigger and one smaller lockable box



2. A frame




3. A pencil case



4. Book with combination lock



5. Two code locks with three digit combinations



6. Two code locks with four digit combinations



7. A lock with four letter combinations



8. A whiteboard pen that can be placed in a desk stand similar to the one in the picture




9. A toilet bag



10. A mobile case



11. A rainbow bag




12. An envelope

Preparations

It is now time to start printing, laminating and preparing certain documents.

Step 1

Start by going to the following link where all the material needed for the room is gathered.

 <https://drive.google.com/file/d/1nYmw5kOBnEsyAOCagf9SmLRTTr1n6y-uz/view?usp=sharing>

Step 2

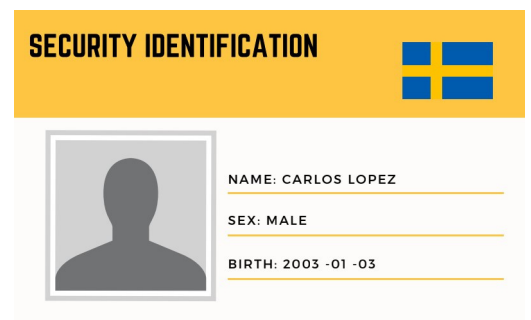

Print the following documents: "Catalina's ID" + "Letter" + "Wishlist and namepuzzle" + "Picture puzzle" + "Sms" NOTE! You only need to print the sides that are in english.

Step 3




After printing the documents, cut out the documents below as follows:

"Catalinas ID"

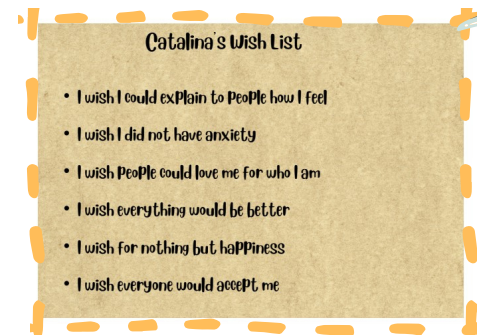


ID-card

"Wishlist and namepuzzle"



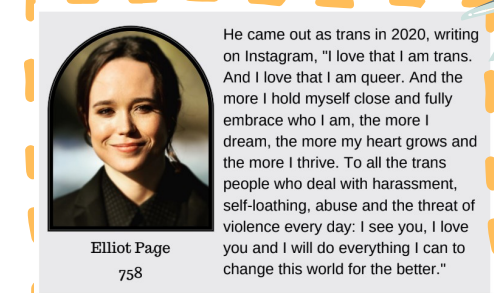
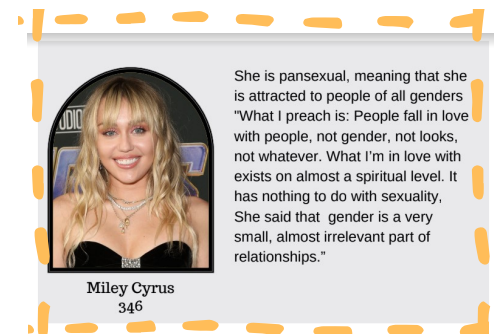
Namepuzzle



Wishlist

"Picture puzzle"

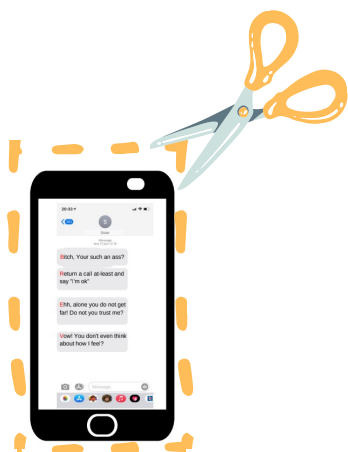
Here you cut out each celebrity card individually so that a total of eight cards are formed



Celebrity card

X 8

"Sms"



"Sexualities"



Female homosexuality or attraction to people of the same sex as oneself

Lack of sexual attraction to others, or low / no desire for sexual activity

A place on the spectrum of gender identity that is neither entirely male nor female

A person who does not experience sexual attraction unless they have formed a strong emotional connection to the person first

A person who does not fall within the norms of sexuality and / or gender identity

When a person does not care about what their partner's gender is, but is only attracted to others based on how they are as human beings

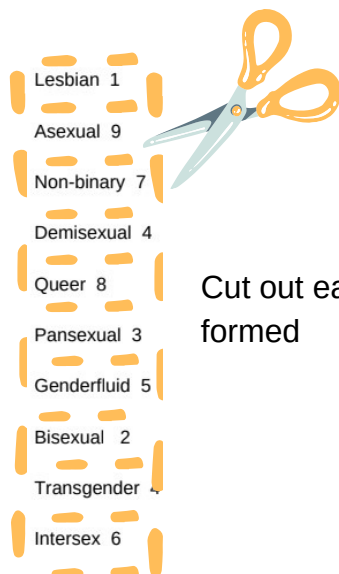
A person whose gender identity is not fixed, who may feel more like a man some days and more like a woman other days

Sexual attraction to people of more than one gender

People who have a gender identity that is different from the one they were assigned at birth

A person born with an anatomy- including genes, sex hormones and/or genitals- which can not be unambiguously categorized as male or female.

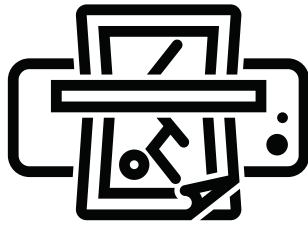
Definition card for each sexuality



Cut out each sexuality individually, so that a total of 10 pieces of paper are formed

2

Then laminate all the documents that you cut out in the above steps, ie 10 cards with different sexualities, a definition card for each sexuality, a text message, 8 celebrity cards, a wish list, a name puzzle and an ID card.

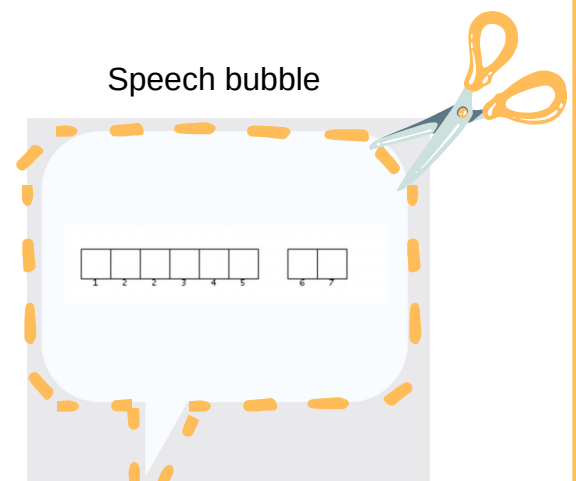
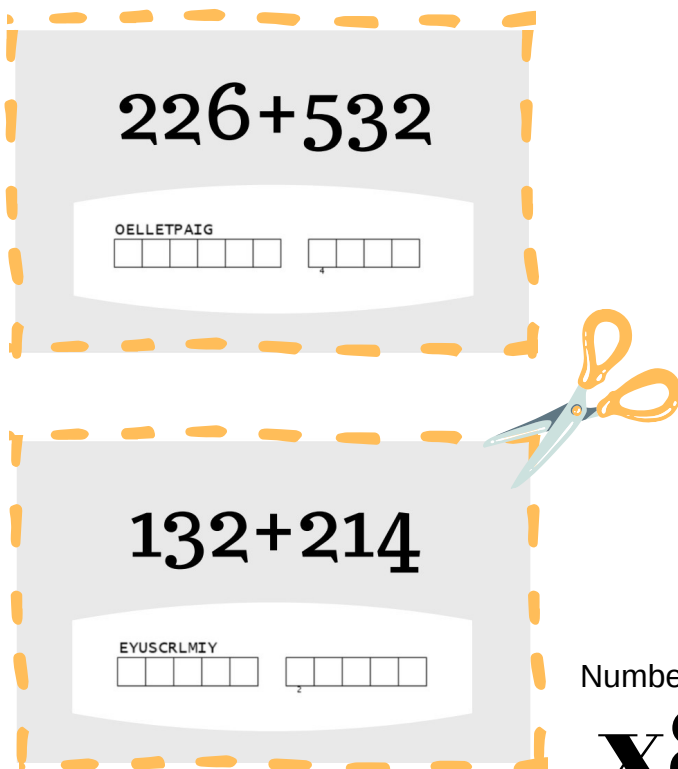


Step 4

Now print the documents named "number puzzle" and "frame rainbow"

1

In the document called "number puzzle", you need to cut out each number card one by one, so that a total of eight cards are formed. Also cut out the speech bubble.



Number card

x8

2

Then laminate each card individually, that is eight number cards and a speech bubble.



Prepare the room

It is now time to start preparing the room for the students to play.

Step 1

Start by setting the locks to the following number combinations:

Lock with three number combinations:

- 258
- 706



Lock with four number combinations:

- 1944
- 2013



Lock with letter combination:

- BREV (Letter in english)

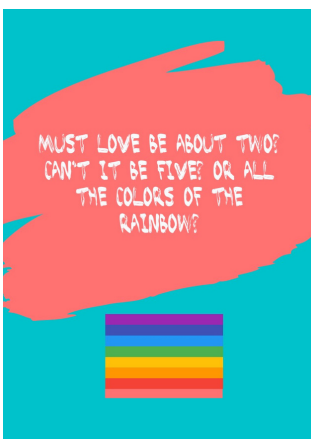


Step 2


It is now time to place the documents you prepared in the previous steps



Start by placing the document named "frame rainbow", that you printed in previous steps, in the frame.



"Frame rainbow"



Frame

2

Bring the document named "sms" that you cut out and laminated in previous steps forward and place in the mobile case which you then put in the pen case with combination lock: 258. Depending on the pen case, you may need to make a hole in the pen case to be able to thread through the lock.



Mobile case with the "sms" inside



Pen case

Code: 258

3

Bring the document named "letter" that you printed in previous steps forward and place in an envelope which you then place in the smaller box with combination lock: BREV (letter in english)

Mom and dad,

You have no idea how it feels. You have not lost a child, you have abandoned me. Parents should not do that. They should love their children unconditionally.

This is not something I have chosen, I would never have chosen this. To feel so bad about gender dysphoria and risk my parents throwing me out and rejecting me. I'm just trying to be honest and feel like a normal kid. I should not have to worry about having parents like you. You are my mother and father, how can you not want me to stay? I'm still me. It is you who have changed, you who are so narrow-minded.

And if you do not accept me and are angry with me then that I want to be me, because I try to create a future for myself, then you must have the responsibility for everything that happens. And you have to live with it. Not me. You Zere are my family, we are a family. You should always be there for me, not hate me. Sin. If you're not here for me, I'm not sure I can do this. I want you to love me. If you, my parents, my own flesh and blood, do not choose me, how can I choose myself?

The letter



An envelope



Smaller box

Code: BREV

4

Now place the ten cards with different sexualities as well as the definition card for each sexuality that you in previous steps cut out and laminated and place these in the book with combination lock: 706

Female homosexuality or attraction to people of the same sex as oneself

Lack of sexual attraction to others, or low / no desire for sexual activity

A place on the spectrum of gender identity that is neither entirely male nor female

A person who does not experience sexual attraction unless they have formed a strong emotional connection to the person first

A person who does not fall within the norms of sexuality and / or gender identity

When a person does not care about what their partner's gender is, but is only attracted to others based on how they are as human beings

A person whose gender identity is not fixed, who may feel more like a man some days and more like a woman other days

Sexual attraction to people of more than one gender

People who have a gender identity that is different from the one they were assigned at birth

A person born with an anatomy- including genes, sex hormones and/or genitals- which can not be unambiguously categorized as male or female.

Definition card for each sexuality

Pansexual 3

Non-binary 7

Asexual 9

Genderfluid 5

Demisexual 4

Lesbian 1

Queer 8

Bisexual 2

Transgender 4

Intersex 6

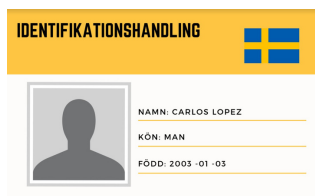
10 cards with different sexualities



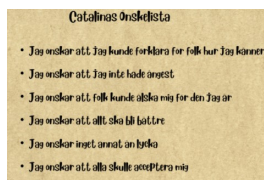
Book with combination lock: 706

5

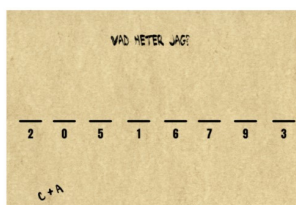
Now place the documents named "Catalina's ID" and "Wishlist and namepuzzle" which you in previous steps cut out and laminated and place them in the toilet bag with combination lock 1944. Depending on the toilet bag, you may need to make a hole in the toilet bag to be able to thread through the lock.



Catalinas ID-card



Wishlist



Name puzzle



Toilet bag

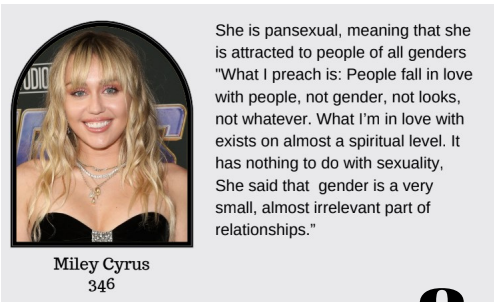
Code: 1944

6

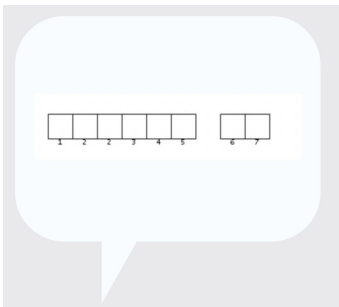
Now place the celebrity cards, number cards and speech bubble in the larger box with combination lock: 2013





Numbercards **X8**



Celebrity cards **X8**



Speech bubble




Code:
2013

Now the room is ready to be played!

For the classroom, you are welcome to pack the materials in the rainbow bag to highlight the importance of equal treatment and the room's theme - sexual minorities. Then unpack the materials on the table so it looks like a desk belonging to Catalina. Then you place the things on the desk: the frame, the toilet bag, the pen case, the book lock, the desk stand with a whiteboard pen inside, a larger and a smaller box.



It is now time for the students to start playing the room. The manual for the game can be found in the following link:

 https://drive.google.com/file/d/1pHqksz3xEwk_sRsowMR0HTTx8PUCIYDo/view?usp=sharing

GOOD LUCK!

AWESOME
PEOPLE



mucf
Myndigheten för ungdoms-
och civiltillsammansfrågor